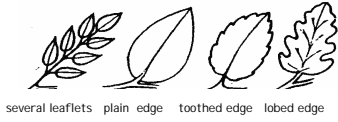





## Study the Key, then match the leaf and the



|   |  |
|---|--|
| 1 |  |
| 2 |  |
| 3 |  |
| 4 |  |
| 5 |  |
| 6 |  |

|   |  |
|---|--|
| 1 | Is the leaf made up of LEAFLETS?<br>Yes—Go to clue 2<br>No—Go to clue 4  |
| 2 | Are the LEAFLETS arranged in PAIRS on the main stem?<br>Yes—I t is an <u>Ash</u><br>No—Go to clue 3            |
| 3 | Are the leaves arranged like a FAN on the leaf stalk?<br>Yes—I t is a <u>Horse Chestnut</u><br>No—Go to clue 4 |
| 4 | Is the leaf about as wide as it is long?<br>Yes—I t is a <u>Sycamore</u><br>No—Go to clue 5                    |
| 5 | Is the leaf SHINY and LEATHERY with PRICKLES?<br>Yes—I t is a <u>Holly</u><br>No—Go to clue 6                  |
| 6 | Does the leaf have IRREGULAR LOBES?<br>Yes—I t is an <u>Oak</u><br>No—Go to clue 7                             |
| 7 | Is the leaf EDGE plain with no lobes or teeth?<br>Yes—I t is a <u>Beech</u>                                    |

## Study the Key, then match the leaf and the



|   |  |
|---|--|
| 1 |  |
| 2 |  |
| 3 |  |
| 4 |  |
| 5 |  |
| 6 |  |

|   |  |
|---|--|
| 1 | Is the leaf made up of LEAFLETS?<br>Yes—Go to clue 2<br>No—Go to clue 4  |
| 2 | Are the LEAFLETS arranged in PAIRS on the main stem?<br>Yes—I t is an <u>Ash</u><br>No—Go to clue 3            |
| 3 | Are the leaves arranged like a FAN on the leaf stalk?<br>Yes—I t is a <u>Horse Chestnut</u><br>No—Go to clue 4 |
| 4 | Is the leaf about as wide as it is long?<br>Yes—I t is a <u>Sycamore</u><br>No—Go to clue 5                    |
| 5 | Is the leaf SHINY and LEATHERY with PRICKLES?<br>Yes—I t is a <u>Holly</u><br>No—Go to clue 6                  |
| 6 | Does the leaf have IRREGULAR LOBES?<br>Yes—I t is an <u>Oak</u><br>No—Go to clue 7                             |
| 7 | Is the leaf EDGE plain with no lobes or teeth?<br>Yes—I t is a <u>Beech</u>                                    |