
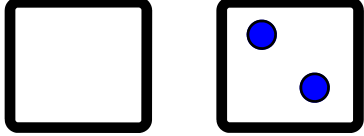


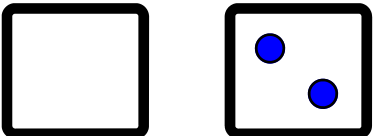

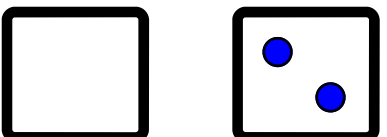


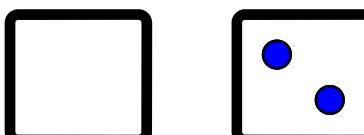


Give children one dice. Roll the dice, copy the dots into the left shape below. Then add one.
 Note: Extend as far as children can go. Use a combination of dice with dots, numbers, up to 20, 12-sided dice etc

Name: _____ Date: _____

LI: To add two to a number on a dice

 $\underline{3} + \underline{2} = \underline{5}$	 $\underline{\quad} + \underline{\quad} = \underline{\quad}$
 $\underline{\quad} + \underline{\quad} = \underline{\quad}$	 $\underline{\quad} + \underline{\quad} = \underline{\quad}$
 $\underline{\quad} + \underline{\quad} = \underline{\quad}$	 $\underline{\quad} + \underline{\quad} = \underline{\quad}$
 $\underline{\quad} + \underline{\quad} = \underline{\quad}$	 $\underline{\quad} + \underline{\quad} = \underline{\quad}$
 $\underline{\quad} + \underline{\quad} = \underline{\quad}$	 $\underline{\quad} + \underline{\quad} = \underline{\quad}$